



Briteblade is an unobtrusive recessed exit sign utilising a choice of traditional fluorescent light source or the latest LED technology. Installation is simple into either solid or suspended ceilings due to innovative rotating fixing arms that allow the fitting to pass easily into the mounting aperture on solid ceilings and a wishbone spring suspension system for ease of legend retention. A choice of white or silver trim finish makes Briteblade suitable for use in a wide range of applications.

- BSI kitemarked for peace of mind
- ICEL registered with verified light performance
- Fully meets EN 1838 for uniformity of legend appearance
- Metal body construction
- Long life 50,000 hour LED version
- Suitable for single or doubled-sided use
- Suitable for solid or suspended ceilings
- EasiCheck, Intellem and CeaGuard self testing options
- Available in self contained, AC/DC and AC mains slave versions

### Lamp Options

- 8W T5 fluorescent 3500°K G5 cap 
- 3W LED strip

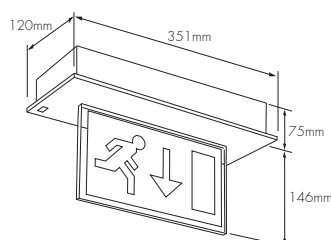
### Materials

- Body - Steel powder coated in RAL9016 finish
- Trim - Steel powder coated in a choice of colours
- Legend panel - clear acrylic with pre applied screen print legend
- Battery (self contained versions) - NiCd

### Installation Notes

- Can be installed into solid or suspended ceilings
- Body is retained into ceiling by 4 suspension arms which are retracted into the luminaire body prior to installation but rotate outwards into position as the fixing screws are tightened
- Trim secured to body by concealed wishbone springs
- Supplied with lamp

### Dimensions



### Options

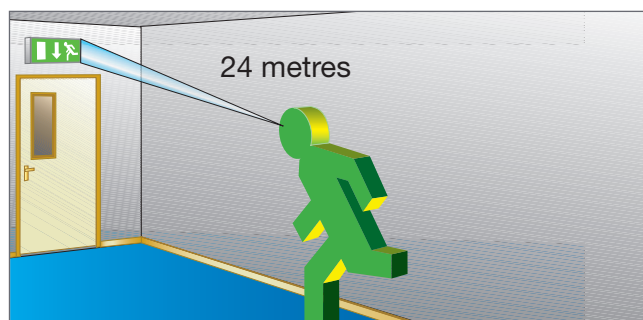
- Choice of trimplate colour
- Choice of fluorescent or LED light source
- Central system slave (AC/DC or static inverter)
- Intellem self check technology as detailed on page 309
- EasiCheck addressable testing as detailed on page 304
- CeaGuard testing versions

### Specification

Self-contained - To specify state: Recessed edgelit exit sign utilising Fluorescent/LED light source. Metal body suitable for use in solid or suspended ceiling types, luminaire retention to utilise retractable side arms. Legend illumination to be fully compliant with requirements of EN 1838 and product to be fully compliant with EN 60598-2-22 as JSB Briteblade range part no. \_\_\_\_\_

Self-Test/Slave - To specify state: Intelligent self testing/Static inverter compatible slave recessed edgelit exit sign utilising fluorescent/LED light source. Metal body suitable for use in solid or suspended ceiling types, luminaire retention to utilise retractable side arms. Legend illumination to be fully compliant with requirements of EN 1838 and product to be fully compliant with EN 60598-2-22 as JSB Briteblade range part no. \_\_\_\_\_




### Maximum Viewing Distance



### Catalogue Numbers

System Mode	White Trim Plate	Silver Trim Plate	Weight (kg)
Maintained 3Hr	BBM	BBMS	1.8
Maintained 3Hr Self-test	BBMIS	BBMISS	1.8
Maintained 3Hr EasiCheck	BBMEC	BBMECS	1.8
Maintained 3Hr EasiCheck 2	BBMEC2	BBMEC2S	1.8
230V Ceaguard Slave	BB230CG	BB230CGS	1.6
230V AC Mains Slave	BB230	BB230S	1.6
230V AC Mains Slave EasiCheck	BB230EC	BB230ECS	1.6
50V AC/DC Central System Slave	BB50	BB50S	1.6
110V AC/DC Central System Slave	BB110	BB110S	1.6

System Mode (LED)	White Trim Plate	Silver Trim Plate	Weight (kg)
Maintained/Non-maintained	BBLM	BBLMS	1.9
230V AC Mains Slave	BBL230	BBL230S	1.7
Primary product for an optimised energy efficient lighting solution			

Legend Panel	Pictogram	Cat No	Weight (kg)
Single sided panel. Down arrow		LUCADS	0.35
Double sided panel. Left and right arrow		LUCALR	0.35
Double sided panel. Down arrow		LUCAD	0.35